












Product List

Triac dimmable constant voltage LED driver													
Picture	Part No.	Specification				Physical Size (mm)	Output Power	Waterproof Rate	Certificate/Warranty	Packing			
		Input Voltage	Output Voltage	Output current	Power Factor					N.W./pcs	G.W/ctn	Qty/ctn	Carton Size (mm)
	SMT-012-024VT	100-130V/170-265V	12V	2.0A	>0.8	155*54*20mm	24W	IP20	CE,ETL .FCC,RoHS / 5 years warranty	0.15kg	4.5kg	30pcs	350*195*180
	SMT-024-024VT	100-130V/170-265V	24V	1.0A			24W						
	SMT-036-024VT	100-130V/170-265V	36V	0.66A			24W						
	24W led driver + Junction box					350.0*77.0*26.0mm	IP20	ETL	0.7kg	14.0kg	20pcs	355*215*215	
	SMT-012-048VT	100-130V/170-265V	DC 12V	4.0A	0.8	178*61*24mm	48W	IP20	CE,ETL .FCC,RoHS / 5 years warranty	0.35kg	10.5kg	30pcs	355*215*215
	SMT-024-048VT	100-130V/170-265V	DC 24V	2.0A			48W						
	SMT-036-048VT	100-130V/170-265V	DC 36V	1.33A			48W						
	48W led driver + Junction box					350.0*77.0*26.0mm	IP20	ETL	0.84kg	17kg	20pcs	355*215*215	
	SMT-012-060VT	100-130V/170-265V	DC 12V	5.0A	0.8	180*60*34mm	60W	IP20	CE,ETL .FCC,RoHS / 5 years warranty	0.55KG	11KG	20pcs	309*279*176
	SMT-024-060VT	100-130V/170-265V	DC 24V	2.5A			60W						
	SMT-036-060VT	100-130V/170-265V	DC 36V	1.72A			60W						
	60W led driver + Junction box					350.0*77.0*37.0mm	IP20	ETL	0.84kg	17kg	20pcs	430*395*180	
	SMT-012-080VT	100-130V/170-265V	DC 12V	6.6A	0.8	200*68*45mm	80W	IP67	CE,ETL .FCC,RoHS / 5 years warranty	1kg	12kg	10pcs	324*298*176
	SMT-024-080VT	100-130V/170-265V	DC 24V	3.3A			80W						
	SMT-036-080VT	100-130V/170-265V	DC 36V	2.2A			80W						
	80W led driver + Junction box					350.0*77.0*57.0mm	IP20	ETL	1.88kg	19.8kg	10pcs	415*360*190	
	SMT-012-096VT	100-130V/170-265V	DC 12V	8.00A	0.8	230*68*45mm	96W	IP67	CE,ETL .FCC,RoHS / 5 years warranty	1.2KG	15 kg	10pcs	329*279*176
	SMT-024-096VT	100-130V/170-265V	DC 24V	4.00A			96W						
	SMT-036-096VT	100-130V/170-265V	DC 36V	2.66A			96W						
	96W led driver + Junction box					380.0*77.0*57.0mm	IP20	ETL	1.88kg	19.8kg	10pcs	415*360*190	
	SMT-012-120VT	100-130V/170-265V	DC 12V	10.0A	0.8	230*68*45mm	120W	IP67	CE,ETL .FCC,RoHS / 5 years warranty	1.2KG	15 kg	10pcs	329*279*176
	SMT-024-120VT	100-130V/170-265V	DC 24V	5.0A			120W						
	SMT-036-120VT	100-130V/170-265V	DC 36V	3.33A			120W						
	120W led driver + Junction box					380.0*77.0*57.0mm	IP20	ETL	1.88kg	19.8kg	10pcs	415*360*190	
	SMT-012-150VT	100-130V/170-265V	DC 12V	12.5A	0.8	256*78*47mm	150W	IP67	CE,ETL .FCC,RoHS / 5 years warranty	1.5KG	17 kg	10pcs	329*279*176
	SMT-024-150VT	100-130V/170-265V	DC 24V	6.25A			150W						
	SMT-024-150VT	100-130V/170-265V	DC 36V	4.16A			150W						
	150W led driver + Junction box					406*87*60mm	IP20	ETL	2.35kg	14.0kg	6pcs	445*350*205	

	SMT-012-200VT	100-130V/ 170-265V	DC 12V	16.66A	0.8	256*78*47mm	200W	IP67	CE,ETL ,FCC,RoHS / 5 years warranty	1.5KG	17 kg	10pcs	329*279*176
	SMT-024-200VT	100-130V/ 170-265V	DC 24V	8.33A			200W						
	SMT-036-200VT	100-130V/ 170-265V	DC 36V	5.55A			200W						
	200W led driver + Junction box					406*87*60mm	IP20	ETL	2.35kg	14.0kg	6pcs	445*350*205	










Triac dimmable constant current LED drivers

Picture	Part No.	Specification				Physical Size (mm)	Output Power	Waterproof Rate	Certificate/Warranty	Packing			
		Input Voltage	Output Voltage	Output current	Power Factor					N.W./pcs	G.W/ctn	Qty/ctn	Carton Size (mm)
	SMT-045-0320CT	100-130V/ 170-265V	20-45V	320mA	>0.9	140*45*28mm	14W	IP20	CE,ETL ,FCC,RoHS / 5 years warranty	0.16kg	9.0kg	50pcs	324*298*176
	SMT-025-0300CT		15-25V	300mA			7.5W						
	SMT-018-0350CT		8-18V	350mA			6W						
	SMT-025-0350CT		15-25V	350mA			8W						
	SMT-035-0350CT		20-35V	350mA			12W						
	SMT-020-0500CT		12-20V	500mA			10W						
	SMT-012-0900CT		7-12V	900mA			10W						
	SMT-015-0700CT		7-15V	700mA			10W						
	6w 7.5w 8w 10w 12w 14w led driver + Junction box					350.0*77.0*37.0mm	IP20	ETL	0.84kg	17kg	20pcs	430*395*180	
	SMT-050-0350CT	100-130V/ 170-265V	35-50V	350mA	>0.9	140*45*28mm	17.5W	IP20	CE,ETL ,FCC,RoHS / 5 years warranty	0.16kg	9.0kg	50pcs	324*298*176
	SMT-030-0500CT		15-30V	500mA			15W						
	SMT-035-0500CT		20-35V	500mA			17.5W						
	SMT-025-0700CT		10-25V	700mA			12W						
	SMT-012-1050CT		7-12V	1050mA			18W						
	SMT-018-1050CT		12-18V	1050mA			18W						
	SMT-020-0900CT		10-20V	900mA			18W						
	12w 15w 17.5w 18w led driver + Junction box					350.0*77.0*37.0mm	IP20	ETL	0.84kg	17kg	20pcs	430*395*180	
	SMT-060-0350CT	100-130V/ 170-265V	40-60V	350mA	>0.92	180*60*34mm	21W	IP20	CE,ETL ,FCC,RoHS / 5 years warranty	0.55kg	11kg	20pcs	309*279*176
	SMT-080-0350CT		60-80V	350mA			28W						
	SMT-090-0350CT		70-90V	350mA			31W						
	SMT-060-0500CT		40-60V	500mA			30W						
	SMT-048-0500CT		30-48V	500mA			24W						
	SMT-070-0500CT		50-70V	500mA			35W						
	SMT-045-0700CT		27-45V	700mA			31W						
	SMT-030-0700CT		15-30V	700mA			21W						
	SMT-036-0700CT		20-40V	700mA			25W						
	SMT-050-0700CT		30-50V	700mA			35W						
	SMT-036-0900CT		20-36V	900mA			32W						
	SMT-024-1050CT		10-24V	1050mA			25W						
	SMT-025-1200CT		15-25V	1200mA			30W						
	SMT-036-1050CT		20-36V	1050mA			37W						
			21w 24w 25w 28w 30w 31w 32w 35w 37w led driver + Junction box										
	SMT-090-0500CT	100-130V/ 170-265V	60-90V	500mA	>0.92	180*60*34mm	45W	IP20	CE,ETL ,FCC,RoHS / 5 years warranty	0.55kg	11kg	20pcs	309*279*176
	SMT-080-0500CT		50-80V	500mA			40W						
	SMT-065-0700CT		40-65V	700mA			45W						
	SMT-050-0900CT		25-50V	900mA			45W						
	SMT-045-1050CT		20-45V	1050mA			45W						
	SMT-040-1200CT		30-40V	1200mA			45W						
	SMT-032-1400CT		18-32V	1400mA			45W						
	SMT-120-0350CT		90-120V	350mA			42W						
	SMT-025-1750CT		15-25V	1750mA			43W						
	SMT-020-2100CT		12-20V	2100mA			42W						
	40w 42w 43w 45w led driver + Junction box					350.0*77.0*37.0mm	IP20	ETL	0.84kg	17kg	20pcs	430*395*180	
	SMT-120-0500CT		70-120V	500mA			60W						






	SMT-086-0700CT	100-130V/ 170-265V	45-86V	700mA	>0.92	200*68*45mm	60W	IP67	CE,ETL .FCC,RoHS / 5 years warranty	1kg	12kg	10pcs	324*298*176
	SMT-070-0900CT		35-70V	900mA			63W						
	SMT-056-1050CT		40-56V	1050mA			58W						
	SMT-050-1200CT		30-50V	1200mA			60W						
	SMT-045-1400CT		25-45V	1400mA			63W						
	SMT-036-1750CT		20-36V	1750mA			63W						
	SMT-030-2000CT		15-30V	2000mA			60W						
	SMT-025-2400CT		15-25V	2400mA			60W						
	42w 58w 60w 63wled driver + Junction box					350.0*77.0*57.0mm	IP20	ETL	1.88kg	19.8kg	10pcs	415*360*190	
	SMT-115-0700CT	100-130V/ 170-265V	80~115V	700mA	>0.92	200*68*45mm	80W	IP67	CE,ETL .FCC,RoHS / 5 years warranty	1kg	12kg	10pcs	324*298*176
	SMT-090-0900CT		70-90V	900mA			80W						
	SMT-080-1050CT		55-80V	1050mA			80W						
	SMT-067-1200CT		40-67V	1200mA			80W						
	SMT-040-2000CT		25-40V	2000mA			80W						
	SMT-034-2400CT		15-34V	2400mA			80W						
	80w led driver + Junction box					350.0*77.0*57.0mm	IP20	ETL	1.88kg	19.8kg	10pcs	415*360*190	




0-10V/PWM dimmable constant voltage LED driver


Picture	Part No.	Specification				Physical Size (mm)	Output Power	Waterproof Rate	Certificate/Warranty	Packing			
		Input Voltage	Output Voltage	Output current	Power Factor					N.W./pcs	G.W/ctn	Qty/ctn	Carton Size (mm)
	SMT-012-020VD	100-265Vac	12V	0-1666mA	>0.9	140*45*28mm	20W	IP20	CE,ETL .FCC,RoHS / 5 years warranty	160g	9.0kg	50pcs	324*298*188
	SMT-024-020VD		24V	0-833mA			20W						
	SMT-036-020VD		36V	0-555mA			20W						
		20W led driver + Junction box					350.0*77.0*37.0mm	IP20	ETL	0.84kg	17kg	20pcs	430*395*180
	SMT-012-030VD	100-265Vac	12V	0-2500mA	>0.9	140*45*28mm (IP20). 257*29*20 mm(IP67)	30W	IP20 & IP67	CE,ETL .FCC,RoHS / 5 years warranty	550g(IP20) 340g(IP67)	11kg (IP20) 18kg (IP67)	50pcs	324*298*188
	SMT-024-030VD		24V	0-1250mA			30W						
	SMT-036-030VD		36V	0-833mA			30W						
		30W led driver + Junction box					350.0*77.0*37.0mm	IP20	ETL	0.84kg	17kg	20pcs	430*395*180
	SMT-012-036VD	100-265Vac	12V	0-3000mA	>0.9	180*60*34mm (IP20). 257*29*20 mm(IP67)	36W	IP20 & IP67	CE,ETL .FCC,RoHS / 5 years warranty	550g(IP20) 340g(IP67)	11kg (IP20) 18kg (IP67)	20pcs	324*298*188
	SMT-024-036VD		24V	0-1500mA			36W						
	SMT-036-036VD		36V	0-1000mA			36W						
		36W led driver + Junction box					350.0*77.0*37.0mm	IP20	ETL	0.84kg	17kg	20pcs	430*395*180
	SMT-012-045VD	100-265Vac	12V	0-3750mA	>0.9	180*60*34mm	45W	IP20	CE,ETL .FCC,RoHS / 5 years warranty	550g	11kg	20pcs	324*298*176
	SMT-024-045VD		24V	0-1875mA			45W						
	SMT-036-045VD		36V	0-1250mA			45W						
		45W led driver + Junction box					350.0*77.0*37.0mm	IP20	ETL	0.84kg	17kg	20pcs	430*395*180
	SMT-012-060VD	100-265Vac	12V	0-5000mA	>0.9	200*68*45mm	60W	IP67	CE,ETL .FCC,RoHS / 5 years warranty	0.9KG	13.2 kg	10pcs	324*298*176
	SMT-024-060VD		24V	0-2500mA			60W						
	SMT-036-060VD		36V	0-1666mA			60W						
		60W led driver + Junction box					350.0*77.0*57.0mm	IP20	ETL	0.84kg	17kg	20pcs	430*395*180
	SMT-012-080VD	100-265Vac	12V	0-6660mA	>0.9	200*68*45mm	80W	IP67	CE,ETL .FCC,RoHS / 5 years warranty	1.3KG	15 kg	10pcs	329*279*176
	SMT-024-080VD		24V	0-3330mA			80W						
	SMT-036-080VD		36V	0-2220mA			80W						
		80W led driver + Junction box					350.0*77.0*57.0mm	IP20	ETL	0.84kg	17kg	20pcs	430*395*180
	SMT-012-096VD	100-265Vac	12V	0-8000mA	>0.9	230*68*45mm	96W	IP67	CE,ETL .FCC,RoHS / 5 years warranty	1.3KG	15 kg	10pcs	329*279*176
	SMT-024-096VD		24V	0-4000mA			96W						
	SMT-036-096VD		36V	0-2666mA			96W						


	96W led driver + Junction box				380.0*77.0*57.0mm	IP20	ETL	1.88kg	19.8kg	10pcs	415*360*190		
	SMT-024-120VD	100-265Vac	24V	0-5000mA	>0.9	230*68*45mm	120W	IP67	CE,ETL ,FCC,RoHS / 5 years warranty	1.3KG	15 kg	10pcs	329*279*176
	SMT-036-120VD		36V	0-3333mA			120W						
	120W led driver + Junction box				380.0*77.0*57.0mm	IP20	ETL	1.88kg	19.8kg	10pcs	415*360*190		
	SMT-012-150VD	100-265Vac	12V	0.37-12.5A	>0.9	256*78*47mm	150W	IP67	CE,ETL ,FCC,RoHS / 5 years warranty	1.8KG	15 kg	10pcs	414*308*174
	SMT-024-150VD		24V	0.18-6.25A			150W						
	SMT-036-150VD		36V	0.10-4.16A			150W						
	150W led driver + Junction box				406*87*60mm	IP20	ETL	2.35kg	14.0kg	6pcs	445*350*205		
	SMT-012-180VD	100-265Vac	12V	0.45-15A	>0.9	256*78*47mm	180W	IP67	CE,ETL ,FCC,RoHS / 5 years warranty	1.8KG	20 kg	10pcs	414*308*174
	SMT-024-180VD		24V	0.25-7.5A			180W						
	SMT-036-180VD		36V	0.15-5.0A			180W						
	180W led driver + Junction box				406*87*60mm	IP20	ETL	2.35kg	14.0kg	6pcs	445*350*205		
	SMT-012-200VD	100-265Vac	12V	0.6-16.67A	>0.9	256*78*47mm	200W	IP67	CE,ETL ,FCC,RoHS / 5 years warranty	1.8KG	20 kg	10pcs	414*308*174
	SMT-024-200VD		24V	0.25-8.30A			200W						
	SMT-036-200VD		36V	0.15-5.55A			200W						
	200W led driver + Junction box				406*87*60mm	IP20	ETL	2.35kg	14.0kg	6pcs	445*350*205		


0-10V /PWM dimmable Constant Current LED driver


Picture	Part No.	Specification				Physical Size (mm)	Output Power	Waterproof Rate	Certificate/ Warranty	Packing			
		Input Voltage	Output Voltage	Output current	Power Factor					N.W./pcs	G.W/ctn	Qty/ctn	Carton Size (mm)
	SMT-030-0500CD	100-265V	15-30V	0-500mA	>0.9	140*45*28mm	15W	IP20	CE,ETL ,FCC,RoHS / 5 years warranty	160g	8kg	50pcs	324*298*188
	SMT-025-0300CD		15-25V	0-300mA			7.5W						
	SMT-050-0300CD		30-50V	0-300mA			15W						
	SMT-018-0350CD		10-18V	0-350mA			6W						
	SMT-025-0350CD		15-25V	0-350mA			8W						
	SMT-032-0350CD		20-32V	0-350mA			11W						
	SMT-035-0500CD		20-35V	0-500mA			17.5W						
	SMT-050-0350CD		35-50V	0-350mA			17.5W						
	SMT-025-0700CD		10-25V	0-700mA			17.5W						
	SMT-012-1050CD		7-12V	0-1050mA			12W						
	SMT-018-1050CD		12-18V	0-1050mA			18W						
	SMT-012-0900CD		7-12V	0-900mA			10W						
	SMT-020-0900CD		10-20V	0-900mA			18W						
	6~18W led driver + Junction box				350.0*77.0*37.0mm	IP20	ETL	0.84kg	17kg	20pcs	430*395*180		
	SMT-086-0350CD	100-265V	40-86V	0-350mA	>0.9	180*60*34mm	30W	IP20	CE,ETL ,FCC,RoHS / 5 years warranty	550g	11kg	20pcs	324*298*188
	SMT-077-0300CD		40-77V	0-300mA			23W						
	SMT-060-0500CD		35-60V	0-500mA			30W						
	SMT-050-0700CD		30-50V	0-700mA			35W						
	SMT-032-1050CD		18-32V	0-1050mA			33W						
	SMT-025-1200CD		15-25V	0-1200mA			30W						
	SMT-036-0900CD		20-36V	0-900mA			32.4W						
	23~33W led driver + Junction box				350.0*77.0*37.0mm	IP20	ETL	0.84kg	17kg	20pcs	430*395*180		
	SMT-120-0350CD	100-265V	60-120V	0-350mA	>0.9	180*60*34mm	42W	IP20	CE,ETL ,FCC,RoHS / 5 years warranty	550g	11kg	20pc	324*298*188
	SMT-065-0700CD		30-65V	0-700mA			45W						
	SMT-050-0900CD		20-50V	0-900mA			45W						
	SMT-036-1050CD		20-36V	0-1050mA			37W						
	SMT-025-1750CD		15-25V	0-1750mA			43W						
	SMT-020-2100CD		12-20V	0-2100mA			42W						
	SMT-040-1200CD		20-40V	0-1200mA			48W						


	37~48W led driver + Junction box				350.0*77.0*37.0mm	IP20	ETL	0.84kg	17kg	20pcs	430*395*180		
	SMT-086-0700CD	100-265V	40-86V	0-700mA	>0.9	200*68*45mm	60W	IP67	CE,ETL ,FCC,RoHS / 5 years warranty	1100g	13.2 kg	10pcs	324*298*176
	SMT-100-0500CD		60-100V	0-500mA			50W						
	SMT-120-0500CD		80-120V	0-500mA			60W						
	SMT-070-0900CD		40-70V	0-900mA			63W						
	SMT-040-1400CD		20-40V	0-1400mA			56W						
	SMT-045-1400CD		25-45V	0-1400mA			63W						
	SMT-036-1750CD		20-36V	0-1750mA			63W						
	SMT-025-2500CD		15-25V	0-2500mA			62W						
SMT-056-1050CD	40-56V	0-1050mA	58W										
	50~63W led driver + Junction box				350.0*77.0*57.0mm	IP20	ETL	0.84kg	17kg	20pcs	430*395*180		


	SMT-090-0900CD	100-265V	50-90V	0-900mA	>0.9	200*68*45mm	81W	IP67	CE,ETL ,FCC,RoHS / 5 years warranty	1100g	13.2 kg	10pcs	324*298*176
	SMT-080-1050CD		45-80V	0-1050mA			84W						
	SMT-067-1200CD		35-67V	0-1020mA			80W						
	SMT-057-1400CD		35-57V	0-1400mA			80W						
	SMT-040-2000CD		20-40V	0-2000mA			80W						
	SMT-034-2400CD		18-34V	0-2400mA			81W						


	80~84W led driver + Junction box				350.0*77.0*57.0mm	IP20	ETL	0.84kg	17kg	20pcs	430*395*180
--	----------------------------------	--	--	--	-------------------	------	-----	--------	------	-------	-------------

	SMT-100-1050CD	100-265V / 170-305Vac	50-100V	0-1050mA	>0.91	230*68*45mm	105W	IP67	CE,ETL ,FCC,RoHS / 5 years warranty	1300g	15 kg	10pcs	414*308*174
	SMT-071-1400CD		40-71V	0-1400mA			100W						
	SMT-060-1750CD		40-60V	0-1750mA			100W						
	SMT-050-2000CD		30-50V	0-2000mA			100W						
	SMT-042-2400CD		25-42V	0-2400mA			100W						
	SMT-040-3000CD		20-40V	0-3000mA			120W						

	100~120W led driver + Junction box				380.0*77.0*57.0mm	IP20	ETL	1.88kg	19.8kg	10pcs	415*360*190
--	------------------------------------	--	--	--	-------------------	------	-----	--------	--------	-------	-------------






	SMT-210-0700CD	100-265V / 170-305Vac	140-210V	0-700mA	>0.91	256*78*47mm	147W	IP67	CE,ETL ,FCC,RoHS / 5 years warranty	1800g	20 kg	10pcs	414*308*174
	SMT-140-1050CD		90-140V	0-1050mA			147W						
	SMT-070-2100CD		45-70V	0-2100mA			147W						
	SMT-045-3300CD		25-45V	0-3300mA			147W						
	SMT-036-4500CD		24-36V	0-4500mA			147W						
	SMT-086-1800CD		50-86V	0-1750mA			150W						
	SMT-062-2400CD		40-62V	0-2400mA			150W						
	SMT-166-0900CD		100-166V	0-900mA			150W						
	SMT-050-3000CD		30-50V	0-3000mA			150W						
















	147~150W led driver + Junction box				406*87*60mm	IP20	ETL	2.35kg	14.0kg	6pcs	445*350*205
--	------------------------------------	--	--	--	-------------	------	-----	--------	--------	------	-------------

	SMT-210-0900CD	100-265V / 170-305Vac	180-210V	0-900mA	>0.9	256*78*47mm	189W	IP67	CE,ETL ,FCC,RoHS / 5 years warranty	1800g	20 kg	10pcs	414*308*174
	SMT-090-2100CD		55-90V	0-2100mA			189W						
	SMT-110-1800CD		70-110V	0-1800mA			198W						
	SMT-070-3000CD		45-70V	0-3000mA			210W						
	SMT-190-1050CD		100-190V	0-1050mA			190W						
	SMT-114-1750CD		980-114V	0-1750mA			200W						
	SMT-080-2400CD		50-80V	0-2400mA			192W						
	SMT-064-3300CD		40-64V	0-3300mA			210W						
	SMT-045-4500CD		20-45V	0-4500mA			200W						
	SMT-036-6500CD		15-36V	0-6500mA			230W						




	190~230W led driver + Junction box				406*87*60mm	IP20	ETL	2.35kg	14.0kg	6pcs	445*350*205
--	------------------------------------	--	--	--	-------------	------	-----	--------	--------	------	-------------












DALI dimmable constant voltage LED driver

Picture	Part No.	Specification				Physical Size (mm)	Output Power	Waterproof Rate	Certificate/Warranty	Packing			
		Input Voltage	Output Voltage	Output current	Power Factor					N.W./pcs	G.W/ctn	Qty/ctn	Carton Size (mm)
	SMT-012-030VM	100-265Vac	12V	0-2500mA	>0.9	140*45*28mm	30W	IP20	CE,ETL ,FCC,RoHS / 5 years warranty	550g	11kg	20pcs	324*298*176
	SMT-024-030VM		24V	0-1250mA			30W						
	SMT-036-030VM		36V	0-8330mA			30W						
	30W led driver + Junction box				350.0*77.0*37.0mm	IP20	ETL	0.84kg	17kg	20pcs	430*395*180		
	SMT-012-036VM	100-265Vac	12V	0-3000mA	>0.9	180*60*34mm	36W	IP20	CE,ETL ,FCC,RoHS / 5 years warranty	550g	11kg	20pcs	324*298*176
	SMT-024-036VM		24V	0-1500mA			36W						
	SMT-036-036VM		36V	0-1000mA			36W						
	36W led driver + Junction box				350.0*77.0*37.0mm	IP20	ETL	0.84kg	17kg	20pcs	430*395*180		
	SMT-012-045VM	100-265Vac	12V	0-3750mA	>0.9	180*60*34mm	45W	IP20	CE,ETL ,FCC,RoHS / 5 years warranty	550g	11kg	20pcs	324*298*176
	SMT-024-045VM		24V	0-1875mA			45W						
	SMT-036-045VM		36V	0-1250mA			45W						

	45W led driver + Junction box				350.0*77.0*37.0mm	IP20	ETL	0.84kg	17kg	20pcs	430*395*180	
	SMT-012-060VM	100-265Vac	12V	0-5000mA	>0.9	200*68*45mm	60W	CE,ETL .FCC,RoHS / 5 years warranty	0.9KG	13.2 kg	10pcs	324*298*176
	SMT-024-060VM		24V	0-2500mA			60W					
	SMT-036-060VM		36V	0-1666mA			60W					
	60W led driver + Junction box				350.0*77.0*57.0mm	IP20	ETL	0.84kg	17kg	20pcs	430*395*180	
	SMT-012-080VM	100-265Vac	12V	0-6660mA	>0.9	200*68*45mm	80W	CE,ETL .FCC,RoHS / 5 years warranty	1.3KG	15 kg	10pcs	329*279*176
	SMT-024-080VM		24V	0-3330mA			80W					
	SMT-036-080VM		36V	0-2220mA			80W					
	80W led driver + Junction box				350.0*77.0*57.0mm	IP20	ETL	0.84kg	17kg	20pcs	430*395*180	
	SMT-012-096VM	100-265Vac	12V	0-8000mA	>0.9	230*68*45mm	96W	CE,ETL .FCC,RoHS / 5 years warranty	1.3KG	15 kg	10pcs	329*279*176
	SMT-024-096VM		24V	0-4000mA			96W					
	SMT-036-096VM		36V	0-2666mA			96W					
	96W led driver + Junction box				380.0*77.0*57.0mm	IP20	ETL	1.88kg	19.8kg	10pcs	415*360*190	
	SMT-024-120VM	100-265Vac	24V	0-500mA	>0.9	230*68*45mm	120W	CE,ETL .FCC,RoHS / 5 years warranty	1.3KG	15 kg	10pcs	329*279*176
	SMT-036-120VM		36V	0-333mA			120W					
	120W led driver + Junction box				380.0*77.0*57.0mm	IP20	ETL	1.88kg	19.8kg	10pcs	415*360*190	
	SMT-012-150VM	100-265Vac	12V	0.37-12.5A	>0.9	256*78*47mm	150W	CE,ETL .FCC,RoHS / 5 years warranty	1.8KG	20 kg	10pcs	414*308*174
	SMT-024-150VM		24V	0.18-6.25A			150W					
	SMT-036-150VM		36V	0.10-4.16A			150W					
	150W led driver + Junction box				406*87*60mm	IP20	ETL	2.35kg	14.0kg	6pcs	445*350*205	
	SMT-012-180VM	100-265Vac	12V	0.45-15A	>0.9	256*78*47mm	180W	CE,ETL .FCC,RoHS / 5 years warranty	1.8KG	20 kg	10pcs	414*308*174
	SMT-024-180VM		24V	0.25-7.5A			180W					
	SMT-036-180VM		36V	0.15-5.0A			180W					
	180W led driver + Junction box				406*87*60mm	IP20		2.35kg	14.0kg	6pcs	445*350*205	
	SMT-012-200VM	100-265Vac	12V	0.6-16.67A	>0.9	256*78*47mm	200W	CE,ETL .FCC,RoHS / 5 years warranty	1.8KG	20 kg	10pcs	414*308*174
	SMT-024-200VM		24V	0.25-8.30A			200W					
	SMT-036-200VM		36V	0.15-5.55A			200W					
	200W led driver + Junction box				406*87*60mm	IP20	ETL	2.35kg	14.0kg	6pcs	445*350*205	

DALI dimmable Constant Current LED driver

Picture	Part No.	Specification				Physical Size (mm)	Output Power	Waterproof Rate	Certificate/Warranty	Packing			
		Input Voltage	Output Voltage	Output current	Power Factor					N.W./pcs	G.W/ctn	Qty/ctn	Carton Size (mm)
	SMT-030-0500CM	100-265V	15-30V	0-500mA	>0.9	140*45*28mm	15W	CE,ETL .FCC,RoHS / 5 years warranty	160g	9kg	50pcs	324*298*188	
	SMT-035-0500CM		20-35V	0-500mA			17.5W						
	SMT-050-0300CM		30-50V	0-300mA			15W						
	SMT-032-0350CM		20-32V	0-350mA			11W						
	SMT-050-0350CM		35-50V	0-350mA			17.5W						
	SMT-025-0700CM		10-25V	0-700mA			17.5W						
	SMT-020-0900CM		10-20V	0-900mA			18W						
	11~18W led driver + Junction box				350.0*77.0*37.0mm	IP20	ETL	0.84kg	17kg	20pcs	430*395*180		
	SMT-086-0350CM	100-265V	40-86V	0-350mA	>0.9	180*60*34mm	30W	CE,ETL .FCC,RoHS / 5 years warranty	550g	11kg	20pcs	324*298*176	
	SMT-077-0300CM		40-77V	0-300mA			23W						
	SMT-060-0500CM		35-60V	0-500mA			30W						
	SMT-050-0700CM		20-50V	0-700mA			35W						
	SMT-035-1050CM		15-35V	0-1050mA			35W						
	SMT-036-0900CM		20-36V	0-900mA			32.4W						

	23~35W led driver + Junction box				350.0*77.0*37.0mm	IP20	ETL	0.84kg	17kg	20pcs	430*395*180	
	SMT-120-0350CM	100-265V	60-120V	0-350mA	>0.92	180*60*34mm	42W	CE,ETL ,FCC,RoHS / 5 years warranty	550g	11kg	20pcs	324*298*176
	SMT-065-0700CM		30-65V	0-700mA			45W					
	SMT-050-0900CM		20-50V	0-900mA			45W					
	SMT-036-1050CM		20-36V	0-1050mA			37W					
	SMT-040-1200CM		25-40V	0-1200mA			48W					
	SMT-020-2100CM		12-20V	0-2100mA			42W					
	SMT-035-1400CM		20-35V	0-1400mA			49W					
	37~49W led driver + Junction box				350.0*77.0*26.0mm	IP20	ETL	0.84kg	17kg	20pcs	355*215*215	
	SMT-086-0700CM	100-265V	40-86V	0-700mA	>0.9	200*68*45mm	60W	CE,ETL ,FCC,RoHS / 5 years warranty	1100g	13.2 kg	10pcs	324*298*176
	SMT-100-0500CM		45-100V	0-500mA			50W					
	SMT-120-0500CM		70-120V	0-500mA			60W					
	SMT-070-0900CM		40-70V	0-900mA			63W					
	SMT-045-1400CM		20-45V	1400mA			63W					
	SMT-056-1050CM		40-56V	0-1050mA			58W					
	SMT-036-1750CM		20-36V	0-1750mA			63W					
	SMT-040-1400CM		20-40V	0-1400mA			56W					
	50~63W led driver + Junction box				350.0*77.0*57.0mm	IP20	ETL	1.88kg	19.8kg	10pcs	415*360*190	
	SMT-090-0900CM	100-265V	50-90V	0-900mA	>0.9	200*68*45mm	81W	CE,ETL ,FCC,RoHS / 5 years warranty	1100g	13.2 kg	10pcs	324*298*176
	SMT-080-1050CM		45-80V	0-1050mA			84W					
	SMT-067-1200CM		35-67V	0-1020mA			80W					
	SMT-057-1400CM		35-57V	0-1400mA			80W					
	SMT-040-2000CM		20-40V	0-2000mA			80W					
	SMT-036-2100CM		20-36V	0-2100mA			79W					
	SMT-034-2400CM		18-34V	0-2400mA			81W					
	79~84W led driver + Junction box				350.0*77.0*57.0mm	IP20	ETL	1.88kg	19.8kg	10pcs	415*360*190	
	SMT-100-1050CM	100-265V / 170-305Vac	50-100V	0-1050mA	>0.91	230*68*45mm	105W	CE,ETL ,FCC,RoHS / 5 years warranty	1300g	15 kg	10pcs	414*308*174
	SMT-071-1400CM		40-71V	0-1400mA			100W					
	SMT-060-1750CM		40-60V	0-1750mA			100W					
	SMT-050-2000CM		30-50V	0-2000mA			100W					
	SMT-042-2400CM		25-42V	0-2400mA			100W					
	100~105W led driver + Junction box				380.0*77.0*57.0mm	IP20	ETL	1.88kg	19.8kg	10pcs	415*360*190	
	SMT-114-1750CM	100-265V / 170-305Vac	90-114V	0-1750mA	>0.90	230*68*45mm	120W	CE,ETL ,FCC,RoHS / 5 years warranty	1300g	15 kg	10pcs	414*308*174
	SMT-060-2000CM		40-60V	0-2000mA			120W					
	SMT-036-3300CM		20-36V	0-3300mA			120W					
	SMT-040-3000CM		20-40V	0-3000mA			120W					
	120W led driver + Junction box				380.0*77.0*57.0mm	IP20	ETL	1.88kg	19.8kg	10pcs	415*360*190	